

## PRACTICE Theory Test Level 10

### Aural Skills/Ear Training

**Intervals:** Each example will be played three times. Listen carefully and then circle the letter next to the correct answer.

1. The ascending interval is:    a) m 2        b) M 3        c) dim 5
2. The descending interval is:   a) m 3        b) P 5        c) M 6
3. The descending interval is:   a) P 4        b) m 6        c) M 7

**Chords**

4. The chord is:            a) major            b) minor            c) diminished    d) augmented
5. The chord is:            a) major            b) minor            c) diminished    d) augmented

**Progression:** write the Roman numeral of the chord you hear (I, IV or V7, or i, iv, V7 scale played 1st)

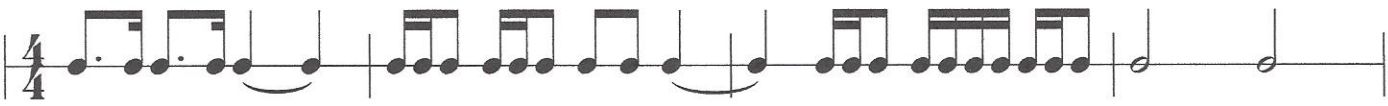
6. The chord is :            \_\_\_\_\_
7. The chord is            \_\_\_\_\_

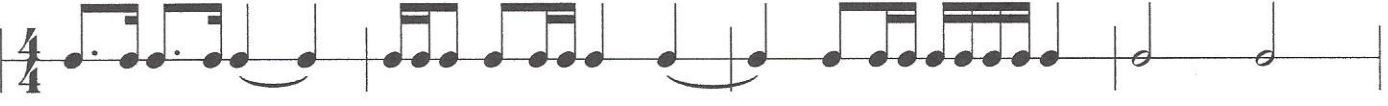
**Scales/Melody:**


8. The scale is:            a) major            b) harmonic minor
9. The melody is:         a) major            b) minor

**Rhythm:** Each example will be played three times. For each, circle the letter next to the rhythm you hear.

10.


a) 

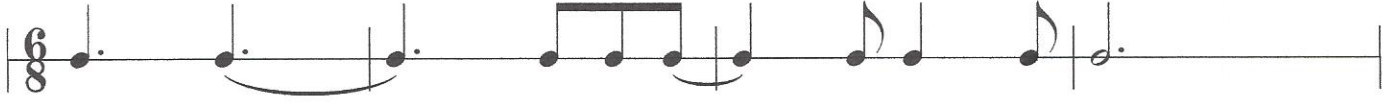
b) 

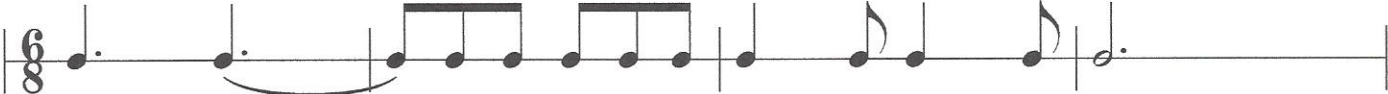
c) 

11.


a) 

b) 

c) 

WRITTEN THEORY

**Intervals:** Write the second note and add # or ♭, as needed, to create requested interval.




12. descending m2    13. ascending M7    14. ascending m 6    15. descending dim5

**Chords:** Write in the chords in 16 and 17 and identify the V7 root and its inversion (1st, 2nd, 3rd) in 18 and 19.




16. \_\_\_ diminished triad in root position    17. \_\_\_ minor triad in 1st inversion    18. \_\_\_ root \_\_\_ inversion    19. \_\_\_ root \_\_\_ inversion

**Scales/ Key Signatures:** Write the key signature FIRST and then write the notes for the scale.



20. c harmonic minor


21. a harmonic minor



22. D ♭ Major

23. c# harmonic minor

**Cadences/Chord Progressions:** Write the cadences from the given Roman numerals, with inversions as appropriate.



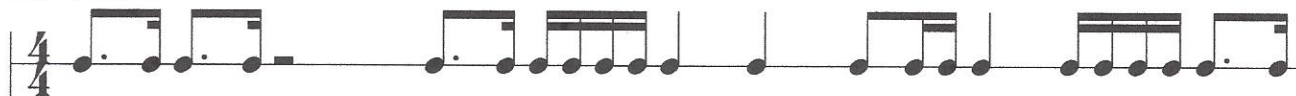
24. f minor: i - iv - V7 - i

25. E ♭ Major: I - I - IV

**Rhythm:** Add one or more notes (♩, ♪) to complete each measure:



29. Add barlines.



**Terms and symbols:** Match each term or symbol to its definition.

- |                             |  |
|-----------------------------|--|
| 30. ___ <i>maestoso</i>     | A. agitated.   |
| 31. ___ relative minor      | B. majestic.   |
| 32. ___ <i>scherzando</i>   | C. the seventh note (degree) of a scale.                               |
| 33. ___ <i>tranquillo</i>   | D. slow tempo.   |
| 34. ___ modulation          | E. sharing the same key signature.                                     |
| 35. ___ syncopation         | F. to change key within a composition.                                 |
| 36. ___ <i>vivace</i>       | G. to shift the <i>accent</i> of a note or chord to a weak beat.       |
| 37. ___ key signature       | H. calm, quiet.  |
| 38. ___ <i>lento</i>        | I. lively, very quick tempo.   |
| 39. ___ <i>agitato</i>      | J. jokingly, playful.  |
| 40. ___ <i>leading tone</i> | K. the group of # and ♭ at the beginning of the staff showing the key. |