

## PRACTICE Level 4 Theory Test

### Aural Skills/Ear Training

**Intervals:** Each example will be played three times. Listen carefully and then circle the letter next to the correct answer.

1. The interval is:    a) 2nd      b) 3rd      c) 5th
2. The interval is:    a) 3rd      b) 4th      c) 6th
3. The interval is:    a) 2nd      b) 3rd      c) 5th
4. The interval is:    a) 3rd      b) 4th      c) 6th

**Chords/Progression**

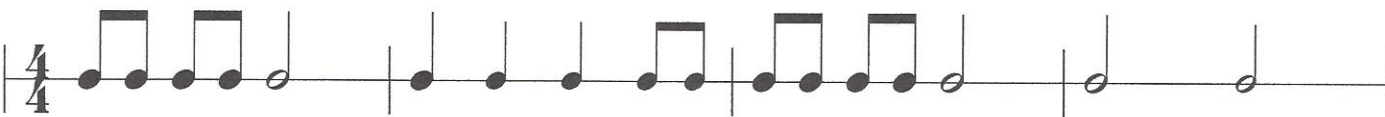
5. The chord is:        a) major            b) minor
6. The chord is:        a) major            b) minor
7. The chord is        a) tonic- I        b) dominant -V7
8. The chord is        a) tonic- I        b) dominant -V7


**Scales and 5-finger patterns:**

9. The 5-finger pattern is:    a) major            b) minor
10. The 5-finger pattern is:    a) major            b) minor

**Rhythm:** Each example will be played three times. For each, circle the letter next to the rhythm you hear.


11. a) 

b) 

c) 

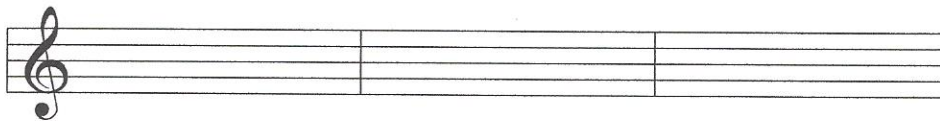
12. a) 

b) 

c) 

**Written Theory**

**Intervals:** Identify the interval on the staff below as a 2nd, 3rd, 4th, 5th or 6th.




13. \_\_\_\_\_

14. \_\_\_\_\_

15. \_\_\_\_\_

**Chords:** Identify the triad: circle the correct name of the triads below.




16. \_\_ Major or \_\_ minor

17. \_\_ Major or \_\_ minor

18. \_\_ Major or \_\_ minor

**Scales/ Key Signatures:** Identify the scale and write the 5-finger pattern(pentascale) below.



19. Circle the correct scale for F Major

20. Write B ♭ Major 5-finger

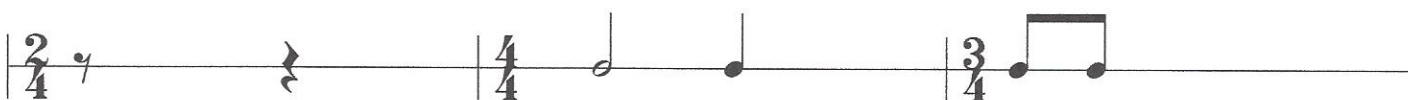
**Cadences/Chord Progressions:** Identify the cadence(chord progression), circle the correct answer.



21. \_\_ ♭ Major a) V7- I  
b) I-V7

22. \_\_ Major: a) I-V7  
b) V7- I

**Rhythm:** Add one or more notes to complete each measure:



23.

24.

25.

**Terms and symbols :** Match each term or symbol to its definition.

26. \_\_\_\_\_ key signature

A. gradually getting softer.

27. \_\_\_\_\_ dominant

B. the group of ♯ and ♭ at the beginning of the staff showing the key.

28. \_\_\_\_\_ *allegro*

C. play 8 notes higher or lower

29. \_\_\_\_\_<sub>8</sub> va

D. the fifth note (or degree) of a scale.

30. \_\_\_\_\_ *diminuendo*

E. quick, fast tempo.