

PRACTICE Theory Test Level 9

Aural Skills/Ear Training

Intervals: Each example will be played three times. Listen carefully and then circle the letter next to the correct answer.

1. The ascending interval is: a) m2 b) M3 c) P5 d) m7
2. The descending interval is: a) m3 b) P5 c) M6 d) P8
3. The ascending interval is: a) M2 b) P4 c) m6 d) M7

Chords

4. The chord is: a) major b) minor c) diminished d) augmented
5. The chord is: a) major b) minor c) diminished d) augmented


Progression: write the Roman numeral of the chord you hear (I, IV or V7, scale played 1st).


6. The chord is: _____
7. The chord is: _____

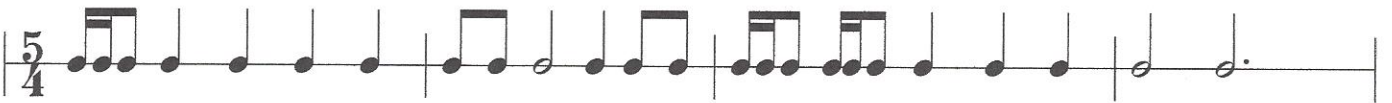
Scales/Melody:


8. The scale is: a) major b) harmonic minor
9. The melody is: a) major b) minor

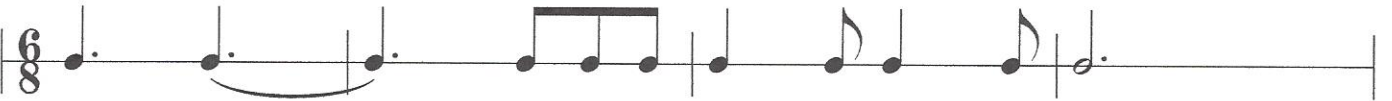
Rhythm: Each example will be played three times. For each, circle the letter next to the rhythm you hear.

10. a) 

b) 

c) 

11. a) 

b) 

c) 

Written Theory

Intervals: Add # or ♭ to the second note (upper or lower), as needed, to create requested interval.



Chords: 12. m 2 13. m 7 14. m3 15. P 4



16. Write the __ Augmented triad in root position 17. Write an __ dim. triad in root position 18. Write the __ minor 1st inversion chord 19. Write the __ major 2nd inversion chord.

Scales/ Key Signatures: Write the scales below.



20. __ harmonic minor

21. __ ♭ Major

Write the order of sharps and flats on the staff below.



22. sharps

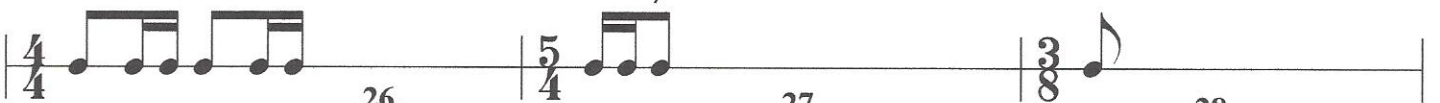
23. flats

Cadences/Chord Progressions: Write the chords with inversions as appropriate..



24. __ Major: I IV V7 I 25. __ Major: I I IV

Rhythm: Add one or more of the following (♪, ♪) to complete each measure:



29. Add barlines.



Terms: Match each term or symbol to its definition.

- | | |
|-----------------------------|--|
| 30. _____ chromatic | A. jokingly, playful. |
| 31. _____ <i>maestoso</i> | B. to hold the note its full value. |
| 32. _____ <i>scherzando</i> | C. majestic. |
| 33. _____ waltz bass | D. calm, quiet. |
| 34. _____ <i>grazioso</i> | E. slow tempo. |
| 35. _____ ☺ | F. an accompaniment pattern in 3/4. |
| 36. _____ <i>presto</i> | G. fermata. |
| 37. _____ key signature | H. gracefully. |
| 38. _____ <i>lento</i> | I. very fast. |
| 39. _____ <i>tenuto</i> | J. moving in half steps. |
| 40. _____ <i>tranquillo</i> | K. the group of # and ♭ at the beginning of the staff showing the key. |